



Entry Door Systems



Welcome Home



Beauty

HGI Entry Systems will add an element of beauty which will be enjoyed by you, the homeowner, as well as every visitor who comes to your door. Lovely stained and painted finishes will highlight the myriad of decorative glass and unique hardware options. Your new front door will add charm, curb appeal and value to your home.

Strength

All HGI Steel Entry Systems are built using an all-steel construction 22 gauge door which is 33% heavier than competitors doors for security and durability. All HGI FiberStar Entry Doors are constructed with state-of-the-art technology. Laminated composite rails and high impact skins yield outstanding strength and durability.

Safety

The safety of your home and family is always first. HGI doors offer such features as an 18 gauge steel frame, deadbolt security plates, high-security six pin locks, and laminated safety glass. Our steel edge door has over ten times the strength of a wood edge door to protect against forced entry.

Energy Savings

HGI doors will insulate better than many walls with a R rating of 15.1. In layman's terms, our door is the best in the industry at keeping the inside in and the outside out. Windows and doors represent the biggest energy loss in most homes. Allow a beautiful HGI door to save you money.

HGI 101: How To Build A Door

You are four easy steps away from a new entranceway for your home.



1

Select a HOME GUARD® door style from the 26 unique families of glass and doors styles.



3

Select a knob, lever or handleset (even keyless!) from the many styles and finishes offered to compliment your door.



2

Choose from our twenty decorator colors or seven hand applied stain finishes for the inside and outside of your new entry door.



4

Add functionality with a peepsite, knocker, kickplate or mailslot. Add strength and beauty with our exclusive HGI Cladwrap or Timberframe door frame options.



Lifetime & Beyond Warranty

Like the Amish artisans that live and work near the Home Guard factory in Grabill, Indiana, we too craft each door one at a time. We are proud to offer a Lifetime & Beyond Limited Warranty on All Home Guard Entry Doors. Our exclusive transferable warranty gives peace-of-mind protection against warping, delamination and twisting of door slab for as long as you own the door...and beyond. Please see our Warranty Card for details.

Table of Contents

- Introducing HGI/Where to Begin2
- Ironwood Steel Door Features3
- FiberStar Fiberglass Door Features4
- Mountain Lake/Roundtop Doors5
- Signature Series: Door Styles.....6
- Signature Series: Stains/Grains7
- Signature Series: Craftsman/Plank8
- Signature Series: Specialty Doors9
- Cadence Collection10
- Nouveau Collection.....10
- Courtyard Collection.....11
- Paris Collection11
- Heirlooms Collection12
- Windsor Collection12
- Radiant Hues Collection13

- Majestic Collection13
- Parkway Collection14
- Madison Collection.....14
- Oak Park Collection15
- Grace Collection15
- Bristol Collection16
- Mohave Collection.....16
- Private Lites Collection.....17
- Lasting Impressions Collection.....17
- Greenfield Collection18
- Expressions Collection18
- Topaz Collection19
- Entropy Collection19
- Savannah Patio Doors.....20
- Blinds Collection20

- French Doors21
- Perspectives Collection.....22
- Retro Collection23
- American Homes Series.....24
- AlumiWeld Storm Doors.....25
- AlumiWeld Storm Doors.....26
- Cladwrap Aluminum Cladding27
- Hinged Sidelites27
- Timberframe Composite Jambs27
- BurglarGuard Strike27
- Color & Stain Options28
- Baldwin Hardware29
- Patio Doors29
- Schlage/KwikSet Hardware30
- Specialty Hardware31
- Additional HGI Products32



Steel Door Features

HOME GUARD® IronWood Paintable Smooth Steel and Stainable Steel Doors are the ultimate in home security, beauty, long-term value and longevity. Increased energy savings, safety, home value, curb appeal, a rock-solid warranty - there are a multitude of reasons to upgrade today to a Home Guard door.



Home Guard entry doors* are Energy Star approved and meet strict energy efficiency guidelines set by the EPA and US Department of Energy.

* Certain door styles do not qualify due to glass options.



HOME GUARD's Exclusive Timberframe® all-composite frame offers all the beauty of wood with none of the headaches. Completely maintenance and worry free, the Timberframe® will not warp, rot, mold or wick water and can be stained to match all HGI door stains. Timberframe® is an option on most HOME GUARD doors.



Magnetic Weatherstripping utilizes refrigerator technology to provide a durable, tight seal to provide year round comfort and energy efficiency.




All doors feature steel edge construction and are fully insulated with an inner core of environmentally friendly polyurethane foam and offer a superior R-factor of 15.1 for the ultimate in energy conservation. Our steel doors are wood-free and will not swell, split, twist, warp or rot like other steel doors with wood rails and lock block.



The door bottom weather-strip slides off and on for easy replacement and forms a weather-tight seal to the threshold. The result is a superior seal that keeps the inside in and the outside out.



Our exclusive steel "L" frame provides the next measure of security adding strength to your entrance. This crucial element is available on all HGI replacement doors and our adjustable strike plate makes installation easy on every door upgrade.



The unequalled security of steel - A wood edge steel door (left) cracked under the force of one hit of a 100 lb. test weight. Steel edge doors (right) did not force open after seven hits of a 100 lb. test weight.



HOME GUARD's exclusive, patented Adjustable Hinge Plate System adjusts up or down and in or out for a tighter weatherseal against the elements and added energy savings.



Hardware finish matched Ball-Bearing Hinges are standard on all doors and offer the ultimate in smooth operation. Individual ball bearings ensure years of quiet, trouble-free use.



Duraframe Jamb's are the standard wood frame on all HGI doors and are constructed using an Alaskan Cypress base which repels water preventing the wood from wicking and rotting.



HGI's full 4" X 10" Composite Lock Block has more screw holding power than wood. Injection molded for uniform size, there is no distortion of the door skin typically found with wood lock blocks.



Fiberglass Door Features

Home Guard FiberStar™ Fiberglass Doors are beautifully designed with patented Hydroshield™ technology.

This revolutionary system ensures that water is repelled from the perimeter of the door to eliminate twisting or warping.



Deep detailed embossments create a real wood door look without the maintenance and headaches of real wood.



Fiberglass doors are available in both a smooth skin and a woodgrain texture. These doors can be painted in any of our twenty decorator colors or hand-stained in your choice of our seven Ironwood stains.



Special exterior rails are used on the perimeter to shut out moisture from all FiberStar doors. Patented Hydroshield technology ensures against warping, twisting, rotting or splitting...clearly setting our fiberglass doors apart from all the others.




HGI's exclusive Timberframe™ all-composite frame offers all the beauty of wood with none of the headaches. Completely maintenance and worry free, the Timberframe™ will not warp, rot, mold or wick water and can be stained to match all HGI door stains. Timberframe™ is an option on most HGI doors.



The door bottom weather-strip slides off and on for easy replacement and forms a weather-tight seal to the threshold. The result is a superior seal that keeps the inside in and the outside out.



Ball-bearing hinges are standard on all doors and are available in 5 color choices. Individual ball bearings ensure years of quiet, trouble-free use and provide the ultimate in smooth operation.



Duraframe Jamb are the standard wood frame on all HGI doors and are constructed using an Alaskan Cypress base which repels water preventing the wood from wicking and rotting.



Composite

Fiberglass Reinforced Skins

Deep Grain & Authentic Detail

Architecturally Correct

Polyurethane Core

Engineered Composite Bottom Rail

Optional Dark Bronze Sill

Optional Low-Profile, Handicapped Sill Available



Environmentally Sound Polyurethane Foam Core

While some other fiberglass door manufacturers still use HCFC-free foam, we are proud to offer a truly "green" door which is completely CFC-free in compliance with the U.S. environmental standards to prevent destruction to the Earth's ozone layer. The advanced polyurethane core used in our doors also enhances the door's soundproofing capabilities and provides insulation properties six times greater than wood.



These unique styles from our Mountain Lake™ fiberglass entry door collection will offer beauty, energy efficiency and easy operation for decades to come. Mountain Lake offers all of the beauty of natural wood, with none of the headaches.



CAS3V2P-19
CASTILE CAS3V1PSL-19

The Castile entry system is shown above in the mahogany grain. Other Mountain Lake doors pictured are available and shown in oak grain. See your HGI representative for complete details and options.



CA-19
SOLID DOOR



CABRO-19 CABROSL-19
BRENTWOOD



FGOHM-19
HEIRLOOM



FGOWSR-19
WINDSOR



FGORA-19
RADIANT HUES

Roundtop Entry Doors



- 22 Gauge Steel
- Factory Steel Cap
- Replacement Frame or Timberframe® New Construction
- Beautiful renovations
- Wood grains to replace Wood doors
- Archtops are also available



HGI is proud to be one of a handful of manufacturers who have perfected the art of producing high quality roundtop and archtop entry doors. These beautiful and unique doors are made from 22 gauge steel and include a factory-installed steel cap. The HGI Roundtop door can be ordered as a replacement frame unit or as a Timberframe new construction unit. Our roundtops make a perfect, energy saving replacement for antiquated wood doors. Available in 20 baked-on color options or 7 beautiful woodgrain hand-stained finishes, these doors exude charisma and rustic charm, while maintaining modern operation, longevity and energy efficiency.

Signature Series

Door Styles & Available Wood Grains

6 Panel



Cherry, Oak or Mahogany

8 Panel Center Arch



Cherry Only

2 Panel



Cherry & Knotty Alder

2 Panel Arch Top Plank



Cherry & Knotty Alder

Craftsman



Fir Only

3 Panel



Cherry & Mahogany

Note: The selections shown here are grain choices and each is available in one of our four stain colors shown on page 7.

Signature Series

Natural Fiberglass Grains

The beauty of natural wood, improved.

HGI's Signature Door Series features a patented grain technology process that authentically replicates any natural surface. The door process begins by hand, selecting the most desirable wood pieces which are then used to build a real wood door. A silicone casting accurately picks up the finest details of the wood grain which are transferred to the door mold using our Nickel Vapor Deposition Technology. The resulting mold is utilized to produce the fiberglass skin of each Signature Series door. The result is a breathtaking reproduction with random grain depths and all the natural characteristics of natural wood, but free from the warping, bowing, delamination and moisture issues that plague real wood doors. Born from real wood but vastly improved upon by state-of-the-art technology. The best of both worlds: HGI Signature Series Doors.

CHERRY GRAIN



MAHOGANY GRAIN



OAK GRAIN



FIR GRAIN



KNOTTY ALDER GRAIN



Available Stains

Colonial Oak Stain Shown on Oak Grain




Mahogany Stain shown on Mahogany Grain



Cherry Stain shown on Cherry Grain



Harvest Gold Stain shown on Cherry Grain



Exclusive Adjustable Frame

Every Signature Series Entry Door is equipped with HGI's exclusive, patented adjustable hinge plate system. The door hinge is adjustable both vertically and horizontally to deliver the perfect fit on the door frame. The result is superior ease of operation and an industry leading weatherseal against the elements. The bottom line: **increased energy savings.**

The
Detail
is our
Signature



Signature Series Specialty Doors

2 Panel Archtop Plank
Cherry Grain/Cherry Stain



SS2PPL-53

Craftsman
Fir Grain/Colonial Oak Stain



SS2PPLSL-53



SSCRDL-53
Shown standard without Dentil Shelf

Craftsman door & sidelites
shown with Topaz glass.



Details of the Craftsman
Fir Grain Construction



Note:
Dentil Shelf optional
on all Craftsman doors.

Available Craftsman Glass Styles

OAK PARK



SSCRDP-53



SSCRDPSL-53

GREENFIELD



SSCRGRN-53



SSCRGRNSL-53

PARIS



SSCRPAR-53



SSCRPARSL-53

TOPAZ



SSCRTPZ-53



SSCRTPZSL-53

PRIVACY RAIN



SSCRDGC-53



SSCRDGC SL-53

DIVIDED LITES



SSCRDL-53



SSCRCL-53

Signature Series Specialty Doors

2 Panel Designs available in Cherry Grain & Knotty Alder



SS2PCH-54
SS2PRA-54

SS2PCDCH-54
SS2PCDKA-54

SS2PNOCH-54
SS2PNOKA-54

SS2PBTH-54
SS2PBTKA-54

SS2PHMCH-54
SS2PHMKA-54

SS2PRACH-54
SS2PRAKA-54

SS2PWSRCH-54
SS2PWSRKA-54

SS2PGRCH-54
SS2PGRKA-54

3 Panel Designs in Cherry or Mahogany Grain



SS3PCH-54
SS3PMAH-54

SS3PCDCH-54
SS3PCDMAH-54

SS3PHMCH-54
SS3PHMMAH-54

SS3PRACH-54
SS3PRAMAH-54



3 Panel door shown with Heirlooms glass design.

8 Panel Center Arch ~ Cherry Grain



Grace Detail

Bristol Detail

Radiant Hues Detail



Heirlooms

Solid Door

SS8HMC-53

SS8PCH-53

3/4 Side Lites ~ Cherry Grain



SS8BT-48SLCH-53

SS8HM-48SLCH-53

SS8WSR-48SLCH-53

SS8RA-48SLCH-53

SS8GRC-48SLCH-53



SS8RACH-53


SS8WSRCH-53

SS8GROCH-53

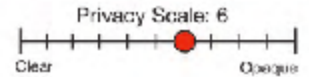


Cadence

Clear bevel clusters combined with hammered and ripple glass lend a feel of old world antiquity to these brilliant doors.




Clear Bevel Cluster
Hammered Glass
Ripple Glass
Patina Caming




Nouveau

Your magnificent new entrance begins with a stunning floral motif accented with clear cluster bevels, then offset with the graceful privacy of glue chip glass.


Glue Chip Glass
Clear Cluster Bevels
Clear Bevels
Patina, Nickel or Brass Caming



SS: Signature Series C=Cherry, O=Oak, M=Mahogany
**Not Available in Fiberglass



Granite Glass



Courtyard

Wrought iron designs are as current today as they were 100 years ago. The pronounced nickel vein iron fretwork of Courtyard combined with the beauty of granite glass creates a look that is both strong and subtle. Courtyard also offers a high privacy level.



SCTDSL-25
SSSCTDSL-47
(C,O,M)

SCTD-6
SSSCTD-47
(C,O,M)

FCTD-2
SSFCTD-49
(C,O,M)

FCTDSL-28
SSFCTDSL-49
(C,O,M)

FCTD48-12
SSFCTD48-51
(C,M)

FCTD48SL-30
SSFCTDSL48-51
(C,M)

SOCTD-16



SS: Signature Series C=Cherry, O=Oak, M=Mahogany

Paris

Graceful intertwining circles of beveled glass offset with rectangular arctic glass panels create a distinct combination and a magnificent entrance for any home.

Clear Bevels
Renaissance Glass
Arctic Glass
Patina Caming



FPAR-5
SSFPAR-48
(C,O,M)

FPARSL-29
SSFPARSL-48
(C,O,M)

FPAR18-14
SSPPAR18-51
(C,M)

FPAR48SL-31
SSFPAR48SL-51
(C,M)

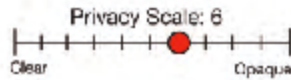
SPAR-7
SSSPAR-46
(C,O,M)

SPARSL-25
SSSPARSL-46
(C,O,M)



Heirlooms

The Heirlooms series combines exquisite clusters of clear glass bevels. Each is surrounded by a combination of glue chip and granite glass offset with satin nickel or brass caming for timeless beauty and priceless privacy.



Glue Chip Glass
Granite Glass
Satin Nickel
or Brass Caming



SOHM-16**

SHM-6
SSSHM-46
(C,O,M)

SHMSL-26
SSSHMSL-46
(C,O,M)

FHM-3
SSFHM-48
(C,O,M)

FHMSL-28
SSFHMSL-48
(C,O,M)

FHM48-12
SSPHM48-51
(C,M)

FHM48SL-31
SSPHM48SL-51
(C,M)

NHM-11

SWHM-1

FOHM-9**

S836HM-10



Windsor

A classic design of gray and clear water glass complimented with clear bevels adds a distinctive look to any entryway.

Gray Waterglass
Clear Bevel Border
Clear Waterglass
Clear Bevels
Brass or Patina Caming



SWSR-6
SSSWSR-46
(C,O,M)

SWSRSL-26
SSSWSRSL-46
(C,O,M)

FWSR-2
SSFWSR-48
(C,O,M)

FWSRSL-27
SSFWSRSL-48
(C,O,M)

S836WSR-10

FWSR48-12
SS3PWSR48-51
(C,M)

FWSR48SL-30
SSPWSR48SL-51
(C,M)


SOWSR-16**

**Not Available in Fiberglass

Radiant Hues

A beautiful way to illuminate your entryway and greet friends while retaining privacy.


Clear Bevels
 Gray Renaissance Glass
 Clear Renaissance Glass
 Nickel Caming



SRA-6 SSSRA-46 (C,O,M) SRASL-27 SSSRASL-46 (C,O,M) S836RA-10 FRA48-12 SS3PRA48-51 (C,M) FRA48SL-31 SSFRA48SL-51 (C,M) SORA-16**

Majestic Elegance

Dress your entranceway with the perfect balance of light, sophistication and privacy and turn the first impression of your home into a lasting impression.



Glue Chip Glass
 Clear Bevels
 Patina or Brass Caming



S836ME-10 SME-7 SSSME-46 (C,O,M) FME-3 SSFME-49 (C,O,M) NME-11 FMESL-28 SSFMESL-49 (C,O,M) SMESL-27 SSSMESL-46 (C,O,M)

SS: Signature Series C=Cherry, O=Dak, M=Mahogany
 ** Not Available in Fiberglass


NEW for 2018!



Oak Park

When you think Craftsman style, you're thinking Oak Park. A patina finish and handcrafted, textured glass create a striking geometric pattern reminiscent of Art & Crafts design. Four glass types create a bright entryway and medium privacy level.

Crinkle Glass
Thin Reed Glass
Clear Bevels
Clear Seedy Glass



FOP48-14
SSFOP48-51
(C,M)



FOP48SL-30
SSFOP48SL-51
(C,M)



SOP-7
SSSOP-47
(C,O,M)



SOPSL-26
SSSOPSL-47
(C,O,M)



FOP-3
SSFOP-49
(C,O,M)




FOPSL-29
SSFOPSL-49
(C,O,M)



Grace

A glistening combination of nature-inspired bevels and nickel-caming accents the multiple styles of glass present in this exquisite design.

Nickel Caming
Granite Glass
Micro-Cubed Glass
Micro-Granite Glass
Clear Bevels



CAGRC-17



SWGRC-1



SGRC-16**



FGRC-2
SSFGRC-48
(C,O,M)



FGRCSL-27
SSFGRCSL-48
(C,O,M)



SGRC-7
SSSGRC-47
(C,O,M)



SGRCSL-26
SSSGRCSL-47
(C,O,M)



FGRC48-12
SS3PGRC48-52
(C,M)



FGRC48SL-30
SSFGRC48SL-52
(C,M)


SS: Signature Series C=Cherry, O=Oak, M=Mahogany
**Not Available in Fiberglass

NEW for 2018!




Bristol

Bristol will add the finishing touch to your home's Classic architecture. Your eye will be drawn to a clear bevel column extending the length of the doorglass. Satin nickel finishing softly defines Bristol's lines. The hammered glass adds a high level of privacy.





Clear Bevels
Hammered Glass
Granite Glass



Mohave

Reminiscent of Native American designs, the Mohave glass patterns consist of seven individual glass textures and colors. Mohave offers outstanding security and unique beauty.


- Micro-Iced Granite Glass
- Gray Soft Wave Glass
- Bronze Soft Wave Glass
- Pale Amber Soft Wave Glass
- Clear Bevels
- Streamed Glass
- Small Hammered Glass





Private Lites

The Private Lites Series features two glass styles from which to choose: Textured Rainglass or Micro Granite. Either choice will add beauty to any door, interior or exterior, while affording the ultimate privacy.



Textured Rainglass

Micro Granite

Doors are shown with Textured Rainglass. All styles listed below are available in Textured Rainglass. Styles denoted with * are also available in Micro Granite.



SWPL-1*



NPL-11



S836PL-10*



FPL-2*
SSFPL49*
(C,O,M)



FPLSL-27*
SSFPLSL-49*
(C,O,M)



FPL48-14*
SSFPL48-52*
(C,M)



FPL48SL-31*
SSFPL48SL-52*
(C,M)



SPL-6*
SSSPL-47*
(C,O,M)




SPLSL-26*
SSSPLSL-47*
(C,O,M)



Basting Impressions

Floral patterns create privacy and beautiful diffusion of light. molded glass option offers design feature to any opening with grace and style.

Glass Bevels
Clear Renaissance Glass
Streamed Glass
Iced Granite Glass



SWLI-1




SOLI-16**



SLISL-27
SSSLISL-47
(C,O,M)




S836LI-10



SLI-7
SSSLI-47
(C,O,M)




FLISL-28
SSFLISL-49
(C,O,M)



FLI-4
SSFLI-49
(C,O,M)


SS: Signature Series C=Cherry, O=Oak, M=Mohogany
** Not Available in Fiberglass



Greenfield

Elegant oil-rubbed bronze caming surround geometric shapes of color and texture resulting in a architectural design reminiscent of Frank Lloyd Wright.

Olive Soft Wave Glass
Pale Amber Soft Wave Glass
Small Hammered Glass
Thin Reed Glass



FGRN-4 SSFGRN-50 (C,O,M) FGRNSL-29 SSFGRNSL-50 (C,O,M) FGRN48-12 SS3PGRN48-51 (C,M) FGRN48SL-30 SSFGRN48SL-51 (C,M) FGRN84B-17



Expressions


A classical influence expressed in a flow of beauty and texture as the patterns of the past combine with contemporary design.



FEX-3 SSFEX-50 (C,O,M) FEXSL-29 SSFEXSL-50 (C,O,M)




Clear Bevels
Granite Bevels
Gray Renaissance Glass
Satin Nickel Caming




SS: Signature Series C=Cherry, O=Oak, M=Mahogany

Topaz

Classic patina coming surrounds the rich textured privacy of micro granite and reed glass. Reflective bevels add an exquisite finishing touch.



Bronze Soft Wave Glass
Clear Glass Bevels
Micro Granite Glass
Thin Reed Glass



Entropy

Entropy comes from the Greek "to turn" - a fitting name for the beautiful circular patterns that comprise this eclectic design. Black chrome coming and multiple glass patterns combine with shimmering bevels to create a radiant welcome for your guests.



Clear Glass Bevels
Clear Renaissance Glass
Glacier Glass
Granite Glass



Note: Glass shown above varies slightly from standard size available. Please refer to the images at right for available glass.



FENTSL (L)-20
SSFENTSL-(L)48
(C,O,M)

FENT-3
SSFENT-48
(C,O,M)

FENTSL (R)-20
SSFENTSL-(R)48
(C,O,M)

SS: Signature Series C=Cherry, O=Oak, M=Mahogany

Savannah Patio Door Systems**

Savannah Patio Doors are constructed to allow for one operational door hinged off of one fixed door panel. All units include a high quality screen for ventilation. The Savannah has been downsized slightly for easy replacement of standard size sliding doors or it can now be ordered to replace full-size 6' door units. All Savannah units are constructed using our heavy 22 gauge door and carry the exclusive Lifetime & Beyond Warranty. Savannah Patio Doors are available in woodgrain steel only.




PDFRLB15-18

Heavy-Duty Reinforced Screen (Available in White or Almond)



Brass Deadbolt & Lever set (Available in Antique Brass)



The X-Sill offers a non-conductive, high seal adjustable sill in a composite material that is guaranteed for life.

Savannah Patio Doors are available in ANY full view glass style!



PDFBT-18 PDFCTD-18 PDFCP-18 PDFPKY-16 PDFGRN-18 PDFRLB-18 PDFHM-18 PDFND-18 PDFCD-18 PDF15-18 PDF10-18 PDFMF-18 PDFL-18 PDFAP-18

Blinds


Blinds built right in-between the clear insulated glass let you control light and privacy with ease while forever eliminating dust and damage. Perfect for entry doors, sidelites and Savannah patio doors, where decorative glass is not required.



FRLB-5
SSFRLB-50
(C,O,M)

FRLB5L-2R
SSFRLB5L-50
(C,O,M)

S836RLB-10



*Available in manual tilt/raise & lower configuration.



SRLB*-8
SSSRLB*-47
(C,O,M)

SRLB5L-27
SSSRLB5L-47
(C,O,M)

SRLB9Li-8
SSSRLB9Li-47
(C,O,M)

FRLB4B-14
SS3PRLB4B-52
(C,M)



** The Standard Size Savannah (downsized unit) Available in Paintable Stainable Steel Only

SS: Signature Series C=Cherry, O=Oak, M=Mahogany

French Doors

Double doors, or "French Doors" as they are called, offer the opportunity for full access to your home or business. Very helpful for the occasional furniture move and a wonderful way to bring in lots of light or decorative glass accents. Double doors are available with hardware on the primary active door or both the active and secondary door as an option. Double doors are equipped with a state of the art astragal that has a weather close out that travels up and down with the internal head and foot bolts. For a classic look consider a HGI french door set available in all door styles, color and stain options. All door styles are available as French/Double Doors.



Easy to operate bolts that secure the secondary door top and bottom



Close out seal travels with slide bolts to ensure a good seal without the usual wear and tear.



PERSPECTIVES

Textured Doorglass

Views and textures from around the world led to this diverse collection of privacy glass styles for your entry door.




FCMS-2
SSFCMS-50
(C,O,M)

FCMSSL-27
SSFCMSSL-50
(C,O,M)

Cumulus

Whether soft wisps of clouds or a 30,000-foot view of mountainous terrain, Cumulus takes a view from afar and brings it down to earth in your entryway door. Cumulus glass offers a high privacy level as well.




FLNN-3
SSFLNN-50
(C,O,M)

FLNNSL-27
SSFLNNSL-50
(C,O,M)

Linen

Reminiscent of a soft linen shirt or an elegantly embroidered linen tablecloth, Linen's lightly etched glass and woven pattern complement casual or formal entryway designs. The translucent white glass and soft moire of Linen's threads give it a high privacy level.




FVPR-4
SSFVPR-50
(C,O,M)


FVPRSL-27
SSFVPRSL-50
(C,O,M)

Vapor

Finding inspiration in the majestic Northern Lights, Vapor glass creates an ethereal play of light and shadow, providing a medium level of privacy for your entryway.



RETRO by HGI




RETRO

Trends come and go. Good design lasts. As do good memories. Of homes you grew up in. Of architectural styles you've admired. HGI's Retro Collection celebrates the best of your design history. Architectural style is what gives a home character. The charm of bungalows. The geometric patterns of mid-century minimalism. Because you're inspired by your home's architecture or the vision of the one you're building, our Retro Collection is for you. It's the finishing touch for the discerning homeowner who appreciates a touch of timeless design and bold color strokes.



Available Retro Colors



Note: RETRO door require the use of Timerframe (refer to page 27).
Matching Clapwrap® not available for Retro Colors.

American Home Series

To let the sun shine through, choose clear glass for these traditional door styles. For privacy, many American Home style doors may be available as a Privacy Lite (Textured Rainglass or Micro-Granite glass). Please contact your HGI Inside Sales Representative for availability and pricing.



Most **HOME GUARD®** American Home Series™ Doors with glass are provided with external high performance grids. All glass units are tempered safety glass with warm edge spacer systems. All glass frames are high performance thermal composite material guaranteed not to crack or warp.



X - Internal Grids Only
 * Also available with internal grids (Doors: pages 20-24, Sidelites pages 32-33 in price book), white only.
 ** Glass Frame SV-6 Always White
 *** Not Available in Fiberglass
 SS: Signature Series, C=Cherry, O=Oak, M=Mahogany

ALUMI WELD by HOME GUARD[®] STORM DOORS

Welded Aluminum Storm Doors

Home Guard Industries has been making doors & windows for over three decades. Quality has always been our first priority and the founding family still operates the company today. Our welded aluminum storm doors combine all the features of the best doors with the craftsmanship that is found in our small town Amish community. All HGI storm doors carry our exclusive lifetime warranty and will serve and beautify for as long as you own your home.



Features



Tempered Safety Glass
Heat-tempered safety glass ensures the safety of all family members and provides a clear weather shield that is three times stronger than regular glass.



Non-Glare Fiberglass Screen
HGI's fiberglass screen won't dent or puncture like an aluminum screen and offers a clear, non-glare view.



Arc-Welded Corners
HGI's metal lever gusset (MLG) welded corners provide the strongest door available, in fact the corner is the strongest point on the door. Storm doors that are screwed together loosen, rattle & sag over time.



Unique Pocket Hinge
Our tested hinge provides strength where it is needed most. As the frame of the door carries the weight, the hinges are not being pulled from the door during operation like competition doors. Our hinges are self-lubricating and maintenance-free.



Heavy Duty Pneumatic Closures
With wind chains provide smooth easy closing with a pull-close feature to ensure proper latching.



Choice of Hardware
Choose from our Albany in black or white, The Brookfield in six finishes or our Full Marlin Lever lock in three metallic finishes.



1 1/2" Thick .062" Heavy Gauge Aluminum
Our premium aluminum is dent resistant and sturdy enough to provide years of beauty and performance.



Cover-Molded Frame
Our unique cover-molded frame profiles offer beauty and style to your front door.



Hardware and Color Options

Standard - Albany Lift



Black

White

Mortise lock and deadbolt



Bright Brass

Oil Rubbed Bronze

Satin Nickel

Brookfield lock and keyed deadbolt



Black

White

Oil Rubbed Bronze

Bright Brass

Satin Nickel

Antique Brass

The HGI exclusive Pro-Match color system ensures that your powder coated storm door can match HGI entry doors, vinyl windows and sliding patio doors.



Robotic Welded Corners
Our state-of-the-art robotic welder units ensure consistent quality, outstanding strength and HGI reliability in every door we build.



Due to the limitations of the printing process, printed colors will vary from the actual color. Please see your HGI representative for exact color samples.

CLADWRAP®

Machine-formed Aluminum Cladding System for ALL Home Guard Entry System Doors



CLADWRAP® is a factory-formed, pre-fit cladding system that provides a beautiful, protective coating for the door jamb and brickmold. Available in both coordinating and complimentary colors, our unique cladding system offers:

- Jamb Protection
- Lasting Beauty
- Freedom from Maintenance
- Textured Finish

Available in 20 Quality Edge™ colors of vinyl clad aluminum.

Please refer to page 24 for our complete color palette.

HINGED SIDELITE



The hinged sidelite units gives homeowners an option to compliment their entry with clear or decorative glass while allowing operation for full clearance in the opening. The sidelite portion of these door systems operates exactly like the less active side of a double door with an astragal which closes out the weather and secures into the opening with head and foot pins which engage into the top of the door frame and threshold. Beautiful and functional...another HGI exclusive

TimberFrame®

Hand Finished Composite Jamb & Brickmold



Hand Stained To Match All Home Guard® Door Stains

Completely Maintenance & Worry-Free

Will Not Wick Water

Will Not Warp, Rot or Mold

100% Composite Material

Available for Single Doors, Double Doors & Single Doors With Sidelites

Home Guard® is proud to offer TimberFrame® Jamb and Brickmolds. These beautiful, hand-stained jambs and brickmolds are the perfect compliment to the Ironwood® collection of Stained Steel Entry Doors as well as the Village Wood and Mountain Lake Fiberglass collections.

TimberFrame® jamb and brickmold are stained to match Ironwood® doors and all are protected with a GuardCoat coating for years of lasting and durable beauty. Add the look and beauty of wood to your home's entrance with the added strength and security of steel... but with none of the headaches.

BURGLAR GUARD STRIKE



The Burglar Guard is an innovative HGI exclusive feature that transforms a standard wood door jamb into a high security entryway. The Burglar Guard replaces the entire strike portion of the jamb with two walls of heavy steel for the ultimate protection against forced entry. The Burglar Guard also has two 2-way jamb adjusters to create the perfect margin between the door and the jamb which are accessible simply by removing the strike plates. The strike plates are also adjustable in and out to offer the correct point of insertion for both the deadbolt and the latch.

- 2-Way Jamb Adjuster
- Adjusts latch for both deadbolt & strike
- Allows for perfect weatherstrip compression
- Allows door to close and latch at exactly the right point
- Virtually eliminates kick-in
- Available on single doors only



Pro Match Color System

Color and Stain Options


With our exclusive HGI Pro Match Color System, you can have an exact match between Entry Doors, Windows, Patio Doors, Clad Wrap and eight Solid Storm Door colors.

Most Home Guard steel and fiberglass entry doors are available in both a smooth surface or with an optional embossed woodgrain for the ultimate wood look finish. All steel doors are zinc-galvanized, primed and painted with a baked-on, high quality exterior paint. Of course, all HGI doors come with our exclusive seven year finish warranty.



7 Year Finish Warranty

The wood grain embossed doors can be also be stained with one of our seven hand-rubbed finishes and sealed with Home Guard's exclusive GuardCoat.[®] Choose from one of the beautiful stains below or combine solid color on one side and stain on the other. Whichever you choose, your finish is backed by our exclusive 7 Year Finish Warranty.



Colors shown are reproduced by the lithographic process and may vary from actual colors.

BALDWIN®

Baldwin is about creating a signature look that seamlessly blends hardware with the personality of its owner. Backed by an industry leading limited 25-year finish warranty. Leave a lasting impression with Baldwin.



Napa Handleset Satin Nickel Adirondack Handleset Dark Bronze Chesapeake Handleset Polished Brass Santa Cruz Handleset Venetian Bronze Del Mar Handleset Satin Nickel Longview Handleset Dark Bronze La Jolla Handleset Venetian Bronze Seattle Handleset Polished Chrome



**SOLID CONSTRUCTION.
FEEL THE DIFFERENCE.**

STYLE	TYPE	Back Decor	Polished Brass	Venetian Bronze	Satin Nickel	Polished Chrome	STYLE	TYPE	Back Decor	Polished Brass	Venetian Bronze	Satin Nickel	Polished Chrome
Adirondack	Combo	●					Longview	Combo	●				
Chesapeake	Combo		●	●			Napa	Combo			●	●	
Del Mar	Combo			●	●		Santa Cruz	Combo			●	●	
La Jolla	Combo			●	●		Seattle	Combo			●	●	●




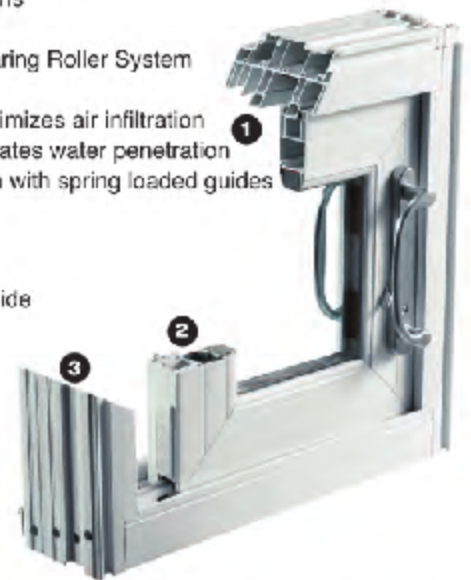
AAMA DP-55

Premium Sliding Patio Doors

Whether to the backyard or the pool, an Innovations Premium Sliding Patio Door allows you to connect to your surroundings. Available in standard and custom sizes, the Innovations Sliding Patio Door features many unique options to deliver the ultimate in operation and performance.

- Uncompromised style
- Traditional interior millwork panel design
- Contemporary styled Multi-Point handle
- 5', 6', 8', 9', 12' and custom sizes
- Three premium wood-grain interiors
- Select hardware finish options
- Unsurpassed performance
- Innergy Composite Ball Bearing Roller System
- Metal reinforced panels
- Triple weather-stripping minimizes air infiltration
- High performance sill eliminates water penetration
- Heavy duty extruded screen with spring loaded guides

- 1 Multi-Cavity Design
- 2 Reinforced Panels
- 3 Spring loaded Screen Guide
- 4 Wood Grain Interiors
- 5 Hardware Options





Camelot Keyless Handleset in Satin Nickel (619)



Plymouth Handleset w/ Knob in Brass (605)



Camelot Handleset w/ Knob in Aged Bronze (716)

Available Finishes




Aged Bronze (716) Satin Nickel (619)




Brass (605) Antique Brass (609)



Accent Lever in Satin Nickel (619)



Georgian Combo in Antique Brass (609)

AVAILABLE FINISHES								
	STYLE	TYPE	Bright Brass	Antique Brass	Satin Nickel	Aged Bronze	Lifetime Finish	Smart Key®
SCHLAGE	Plymouth	Handle	●	●	●	●	●	
	Camelot	Handle	●	●	●	●	●	
	Camelot	Keyless	●	●	●	●	●	
	Georgian	Combo	●	●	●	●	●	
	Accent	Lever	●	●	●	●	●	
	Plymouth	Combo	●		●	●	●	
KWIKSET	Chelsea	Handle	●	●	●			●
	Hancock	Combo	●	●	●			●
	Lido	Lever	●	●	●			●
	Delta	Lever	●	●				●

KWIKSET



SMARTKEY™
RE-KEY TECHNOLOGY
DRILL RESISTANT • BUMPGUARD
KEY IT YOURSELF

SMARTKEY™ is available in the four styles shown below.



Lido (Satin Nickel)



Delta (Brass)



Hancock Smart Key (Antique Brass)



785 Double Cylinder (Bright Brass)



Chelsea (Satin Nickel)

Specialty Hardware Options



Standard
Brass Knocker



Satin Nickel
Knocker
w/Peep Sight




Standard
Brass Knocker
w/ Peep Sight



Wide Angle
Peep Sight




Mail Slot
Opening Size: 1-1/2" X 7-1/2"



Magazine Slot
Opening Size: 2-1/4" X 11"



Spring Hinge



Kickplate

Home Guard® offers a number of hardware choices to add the finishing touches of beauty and functionality to your door. Optional door knockers, mail and magazine slots, kickplates and spring hinges are available for added security, utility and beauty. See your Home Guard® representative for a full selection of options and available finishes.



Medium: Up to 40 lbs



Freedom Aluminum Petdoor

Pets crave freedom.

This door gives your pet all the freedom he needs. This solid aluminum frame installs easily and the soft, transparent single flap provides a tight weather seal. The Freedom Aluminum door includes a locking panel that gives you the power to control when your pets can use the door.



Large: Up to 100 lbs

PRODUCT FEATURES

- Solid aluminum construction
- Locking panel
- Color: White
- Transparent single flap for weather-tight seal
- Easy do-it-yourself installation
- Fits doors from 3/8" to 2" thick

HGI Door Viewer



Yale Look App



Answer your door. Anywhere. Anytime. See, and speak to, whoever's at your door, from anywhere, using your smartphone. Take a look and see who's there with live video and engage in two-way communication using the free Yale look app. View a timeline history with photos to see all of the activity from your front door.

- Features:**
- Two-Way Communication
 - Stores Months Worth of Activity
 - Motion Detection/Activation
 - Rechargeable Battery Pack
 - Android/iPhone Compatible
 - Free App - No Monthly Fees



OLD WORLD CRAFTSMANSHIP MEETS MODERN TECHNOLOGY

HOME GUARD Industries' modern, 170,000 sq. ft. manufacturing facility is located on 22 acres right in the heart of the small community of Grabill, Indiana. Grabill is a quaint town of 900 residents, supported by antique and custom cabinet shops. The surrounding area has been farmed by generations of Amish families, well known for their detail and craftsmanship. The Grabill location provides HOME GUARD with the perfect atmosphere to produce custom window and door products with uncompromising efficiency, speed and quality.

More High Quality Products from
HOME GUARD Industries, Inc.



STEEL ENTRY SYSTEMS



SECURITY STORM DOORS



FIBERGLASS ENTRY SYSTEMS



ULTRA-VIEW STORM DOORS

www.home-guard.net



DOORS & WINDOWS

(800) 525-1885



©2018 HOME GUARD® Industries, Inc. • 13101 South Main St. • Grabill, IN 46741

