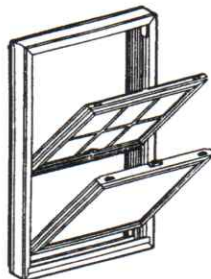


Double Tilt Premium

Fusion Welded Vinyl Windows

*The
pleasure
of new
windows...*



**Double
TILT
Sash & Door Co.**

Double Tilt Premium

Windows provide more

than a beautiful new

look for your home—they

provide peace-of-mind.

With features designed to save

energy, decrease maintenance

and maximize performance,

Double Tilt Premium

Windows are an investment

you can feel confident about.

An investment that can

help to increase the resale

value of your home.

Casement and Awning Windows are
easy to operate, making it simple
to enjoy the fresh outdoors.



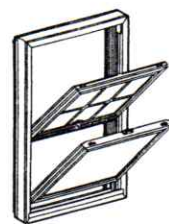
The slimline design of the
Double Hung Window
complements any decor.

*...more than
beauty,
peace-of-mind.*

The sleek design of this 2-Lite
Slider showcases the beauty of
the outdoors.



Tilt-in sashes make cleaning easy!
Simply tilt in, wipe with a clean cloth
and snap back into place.



**Double
TILT
Sash & Door Co.**



Patio doors extend a room to the outside, adding instant spaciousness and light to your home.

Double Tilt Premium

Fusion Welded Vinyl Windows



Bow and Bay Windows are a beautiful way to add architectural interest to your home – both inside and out.

Maintenance freedom eliminates the burdensome tasks of scraping, painting and caulking. Durable vinyl frames and sashes are easy to care for—simply wipe clean. Tilt-in sashes make cleaning window surfaces a breeze. Just tilt in, wipe with cleaner and slide back into place.

Energy savings is built into each Double Tilt Premium Window. Our multi-chambered extrusion design provides optimum thermal efficiency which can help reduce high heating and cooling bills.

Renewed enjoyment of your home is one of the most alluring benefits of Double Tilt Premium Windows. Our windows can provide an instant change to your home by adding beauty, light and a feeling of spaciousness. And because they are built for durability, you can enjoy the beauty of your windows for years to come.

A custom-fit for cost savings and performance provides you with the best value. Pre-measuring helps to ensure that each Double Tilt Premium Window fits perfectly and can help to eliminate unnecessary wall renovations. Performance is further enhanced by strong, thick vinyl extrusions that are fusion-welded for tough, stable frames and sashes.

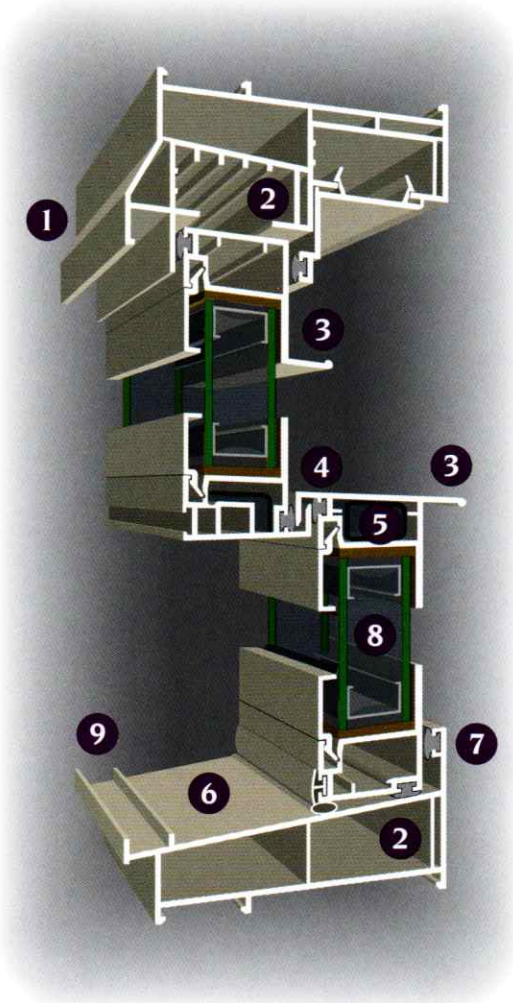
With a **Lifetime Limited Warranty*** you can relax and enjoy the pleasures of the beautiful investment you've made in your home. An investment that helps pay for itself through decreased maintenance, increased energy efficiency and enhanced resale value.

Designed for Outstanding Performance.

1. Beveled exterior master frame for a clean, elegant look.
2. Multiple insulating air chambers help to reduce conduction and increase energy efficiency.
3. Fully extruded lift rail for strength and durability.
4. Meeting rail interlock gives protection from the weather as well as added security.
5. Metal reinforcement for added strength at the meeting rails.
6. Sloped sill forces water to drain to the exterior.
7. Double barrier-fin weatherstripping around sashes and frame helps to protect against the elements.
8. Insulated glass unit with optimal air space and the PPG Intercept™ Spacer System improves the window's year-round performance.
9. Hidden screen track for added beauty.

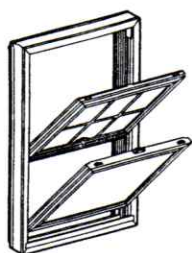
Other Features

- Fusion-welded sash and master frame for added strength.
- Tilt-in sashes for ease of cleaning.
- Full balance covers help protect against air infiltration and add a finished look to the window interior.
- Constant force balances eliminate sash cords, weights and pulleys, and make opening and closing the window easier.
- Protective hollow bulb seal at the sill acts as a secondary weatherstripping.
- Color-coordinated tilt latches as well as lock and keeper for a clean, consistent appearance.
- Color-coordinated dual vent locks limit the movement of the sashes from the interior and exterior while allowing for ventilation.



Options

- High performance Low-E glass with argon gas for added energy efficiency.
- Obscure glass available.
- Choose from standard, contour or brass grids.
- Colonial or diamond grids, as well as specialty grooved glass patterns.
- Full or half fiberglass screens for all models.
- All models available in beige.



**Double
TILT
Sash & Door Co.**

7142 Salem Road • Lewisburg, OH 45338
888-724-6500 • 937-962-8000

Come visit us at our Showroom located at:
101 N. Commerce Street • Lewisburg, OH 45338

Intercept is a trademark of PPG Industries, Inc.

*A copy of the written product warranty is available upon request by writing to Window Warranty Department, P.O. Box 2010, Akron, Ohio 44309